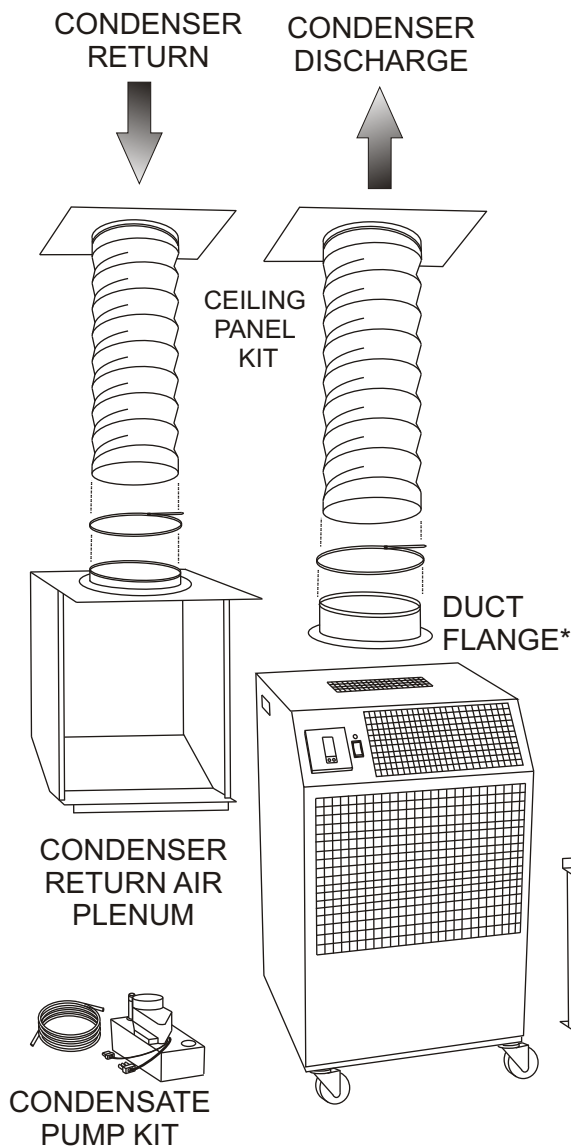



NOZZLE KIT		MODELS	EVAPORATOR RETURN AIR PLENUM KIT	
2NK-1	(2 X 4-INCH NOZZLES)	PAC12	DEP-10	(10-INCH) PAC12
2NK-2	(2 X 6-INCH NOZZLES)	PAC18, 24	2DEP-12	(12-INCH) PAC18, 24
2NK-3	(2 X 8-INCH NOZZLES)	PAC36, 60	DEP-16	(16-INCH) PAC36, 60
CEILING PANEL KIT			DISCHARGE DUCT ADAPTER	
CK-12	(12-INCH)	PAC12, 28, 24	2DDA-6	(6-INCH) PAC12
CK-16	(16-INCH)	PAC36, 60	2DDA-10	(10-INCH) PAC18, 24
CK-12PL	CK-12 WITHOUT DUCT FLANGE		2DDA-16	(16-INCH) PAC36, 60
CONDENSATE PUMP KIT			CONDENSER RETURN AIR PLENUM	
PC-1P	115V PUMP KIT, DELUXE	PAC12, 18	2DCP-1	(12-INCH) PAC12
PC-2P	230V PUMP KIT, DELUXE	PAC24, 36	2DCP-2	(12-INCH) PAC18, 24
(PAC60 MODELS COME WITH PUMPS INSTALLED)			DCP-5	(16-INCH) PAC36, 60

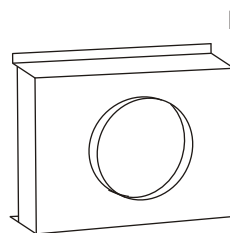
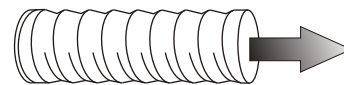


**CEILING PANELS (PANEL WITH DUCT CONNECTOR)**  
 CKP-12 2 X 2 CEILING PANEL, FOR 12-INCH DUCT  
 CKP-16 2 X 2 CEILING PANEL, FOR 16-INCH DUCT

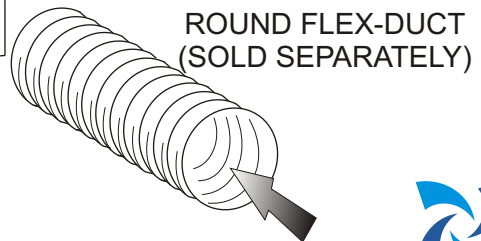
**DUCT FLANGE (SEE NOTE BELOW)**  
 DF-12 12-INCH DUCT FLANGE



**ROUND FLEX-DUCT (SOLD SEPARATELY)**



**EVAPORATOR RETURN AIR PLENUM**



**ROUND FLEX-DUCT (SOLD SEPARATELY)**

**NOTE: PAC36 AND PAC60 COME WITH 16-INCH FLANGES**



**AIR COOLED**